

User Manual Follower

table of contents

1. Follower registration step	3
Copy trading account application	3
2. Copy Trade Portal Settings	6
Selecting a destination	6
Copy Advanced Settings	9
Enabling Copy	12
3. Dashboard (PC)	13
Home Overview	13
My Portfolio	13
Copy Registration Details Page	14
My Account	15
Transaction History	16
Ranking	16
Report	18

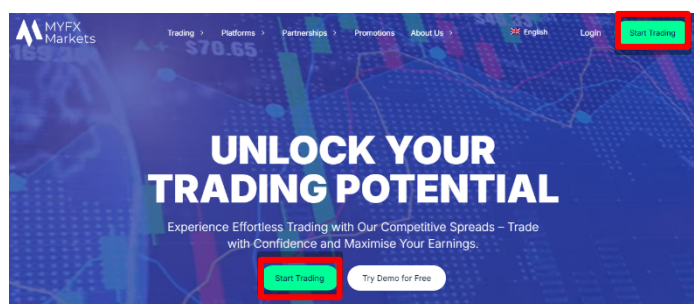
1. Follower Registration Step

Apply for a copy trading account

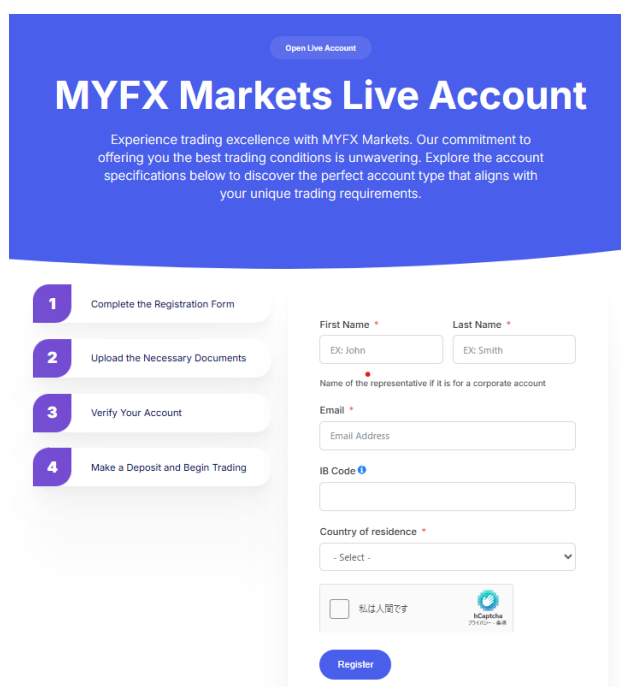
※If you already have an account with MYFX Markets, please proceed to page 4.

Customers who do not have an account with MYFX Markets

A. Go to the MYFX Markets website and click **“Open a New Account.”**



B. Click **“Start Trading”** located at the top right or center of the screen.



C. Enter the required information

- ① First Name/ Last Name
- ② Email Address
- ③ IB Code
 - ※ Only enter if you have a referral code.
- ④ Country of Residence
- ⑤ Check the box for “I am not a robot.”

Click the **“Register”** button to proceed.

D. An email will be sent to your registered email address. Click the “Verify” link included in the email.

E. After being redirected, enter the required information and click the “Next” button.

F. Set up three security questions, then click “Next” to continue

G. Enter your account settings and then click the “Next” button.

※You will be redirected to our **Client Office** page.

H. Upload the two required documents under the “Document Upload” tab.

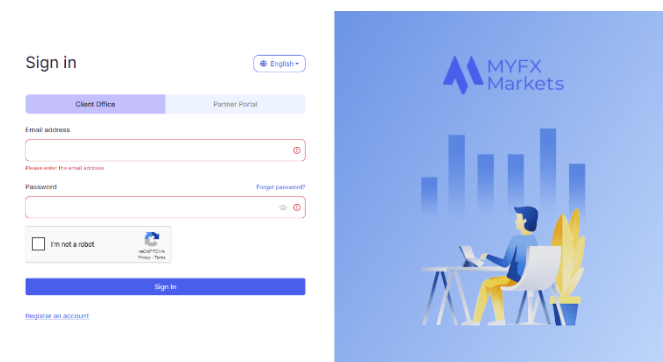
※MYFX Markets will review and verify your identification documents and assess your application.

If any additional information is needed, you will be contacted via email.

I. Once you receive an email confirming your account has been successfully opened, the registration process is complete.

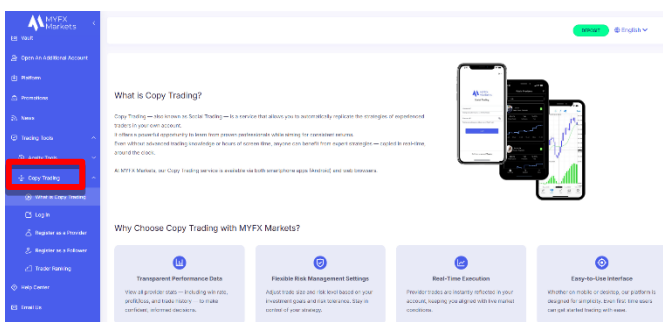
Apply for a copy trading account

Customers who already have an account with MYFX Markets

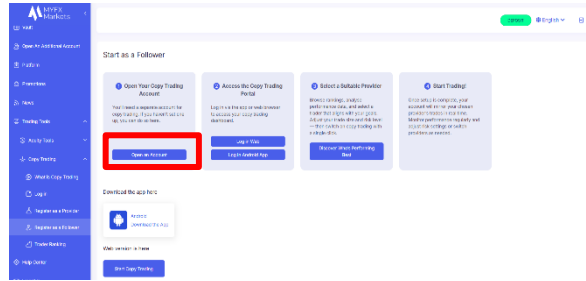


A. Log in to the **Client Office** (our client portal)

<https://clientoffice.myfxmarkets.com/#/>



B. From the menu, select “Copy Trading” then click “Register Followers ”



C. Click "Open an Account"
Fill out the application form

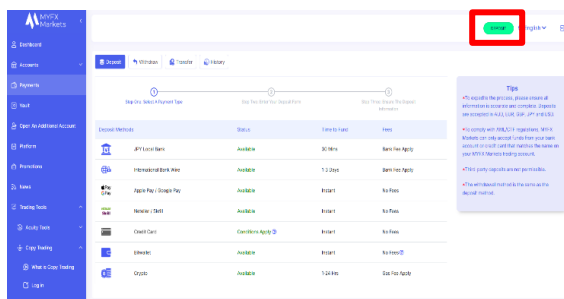
① Account currency

② Leverage

③ Comment

Check the box to agree to the terms of use, then click the "Confirm" button.

D. Once you receive the "Copy Trading Account Opening Completion Notice" email containing your MT4 login details, your copy trading account setup is complete.



E. Click the "Deposit" button to proceed with funding your account.

* Minimum deposit amounts vary by strategy, so please check the requirements before proceeding.

2. Setting Up the Copy Trading Portal

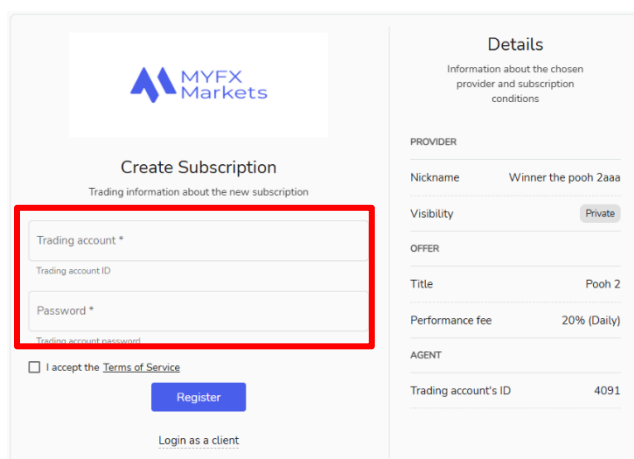
Selecting a destination provider

If you have a referral link ※If you've received an introduction and already decided on a strategy to copy

A. Click on the dedicated referral link

Example: <http://34.196.190.250:8080/portal/registration/subscription/82966/TEST1>

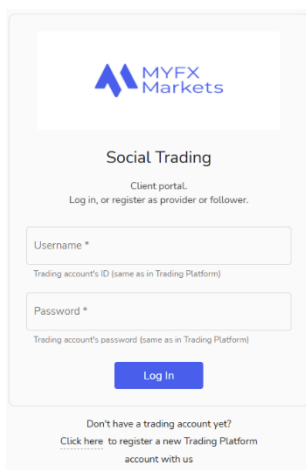
※This is a sample link and cannot be used for registration.



B. Fill in the required information and click "Register"

Use the MT4 account details provided in the "Copy Trading Account Opening Completion Notice" email to complete your registration. (Registration via the mobile app is not supported.)

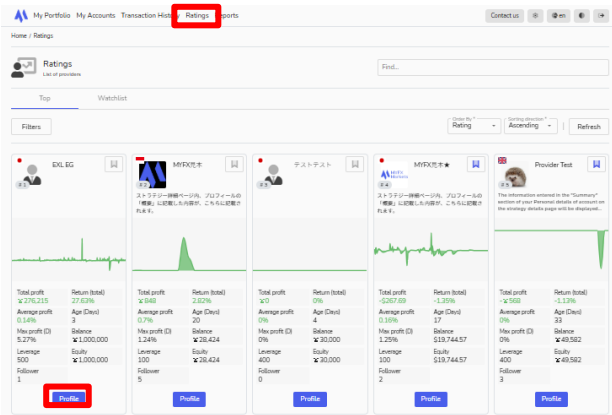
If You Have Not Yet Decided on a Strategy to Copy



Log in to the copy trading portal using the link below:

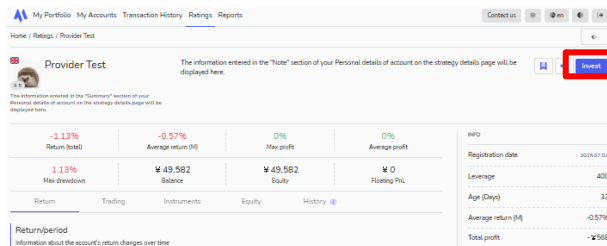
Web <https://socialtrading.myfxmarkets.com>

※Use the account number provided in your "Copy Trading Account Opening Completion Notice" email to log in.

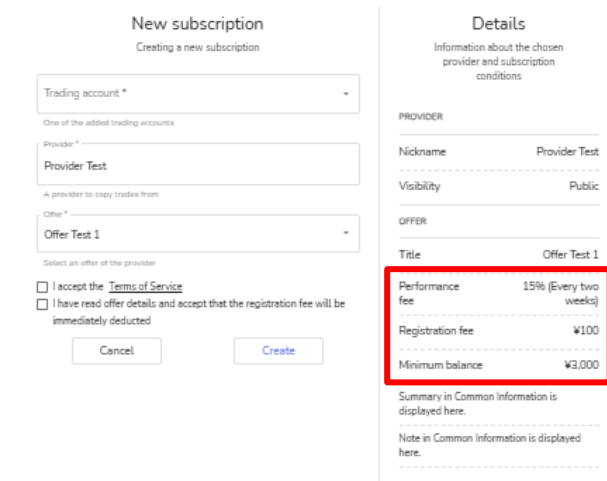


If You Want to Choose a Provider from the “Rankings”

A. On the “Rankings” page, click the “Profile” button of the provider you want to copy
< For more details about the Rankings page, see page 17. >



B. Click the “Invest” button on the provider’ s profile page.



The screenshot shows the 'New subscription' form. It includes a 'Trading account' dropdown, a 'Provider Test' dropdown, and a 'Details' section. The 'Details' section is highlighted with a red box and contains the following information:

Details	
Information about the chosen provider and subscription conditions	
PROVIDER	
Nickname	Provider Test
Visibility	Public
OFFER	
Title	Offer Test 1
Performance fee	15% (Every two weeks)
Registration fee	¥100
Minimum balance	¥3,000

Below the table, there is a 'Summary in Common information is displayed here.' section and a 'Note in Common information is displayed here.' section.

C. Review the minimum deposit amount (minimum balance) and fill in the required fields.

① Trading Account Number

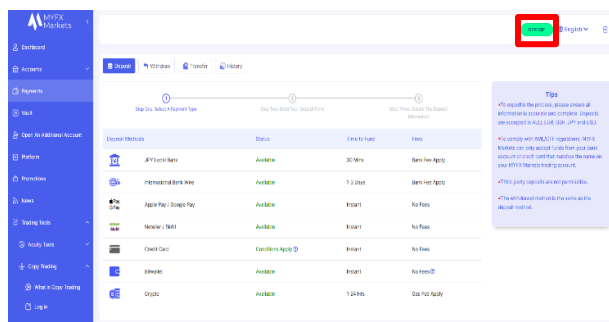
※Multiple selections are possible.

②Provider

※The provider selected in Step B will be automatically filled in-no need to enter it manually.

③Copy conditions

※Selecting the copy conditions, will display the associated fees and minimum deposit amount.



D. Deposit

Click the “Deposit” button in the “Client Office” to fund your account.

<https://clientoffice.myfxmarkets.com/#/>

※If your account already meets the minimum deposit requirement for the selected provider, this step is not necessary

New subscription

Creating a new subscription

Trading account *

One of the added trading accounts

Provider *

Provider Test

A provider to copy trades from

Offer *

Offer Test 1

Select an offer of the provider

☐ I accept the [Terms of Service](#)

☐ I have read offer details and accept that the registration fee will be immediately deducted

Cancel

Create

Details

Information about the chosen provider and subscription conditions

PROVIDER	
Nickname	Provider Test
Visibility	Public
OFFER	
Title	Offer Test 1
Performance fee	15% (Every two weeks)
Registration fee	¥100
Minimum balance	¥3,000

Summary in Common Information is displayed here.

Note in Common Information is displayed here.

E. Copy Registration

Return to the profile of the provider you wish to copy from the **Rankings** page and configure the copy conditions.

Click the “Create” button

※ **Copying will not begin at this stage.**

After setting the copy details, click “Activate” to start copying provider’s transactions.

About fees

• Minimum deposit amount:

The required balance that must be in your account at the time of registering with a provider.

• Registration fee:

A one-time fee charged when registering to copy a provider. ※Both the **minimum deposit amount** and **registration fee** vary depending on the provider.

※ The registration fee is **not** included in the minimum deposit amount.

(For example, if the minimum deposit is \$200 and the registration fee is \$1, you can proceed with registration as long as you have \$200 in your account.)

About success fees

Success fees are calculated using a **high-water mark** method, meaning fees are only charged on profits that exceed the highest previously recorded cumulative profit.

Copy Advanced Settings

※

After completing copy registration, you will be directed to a page where you can configure detailed settings.

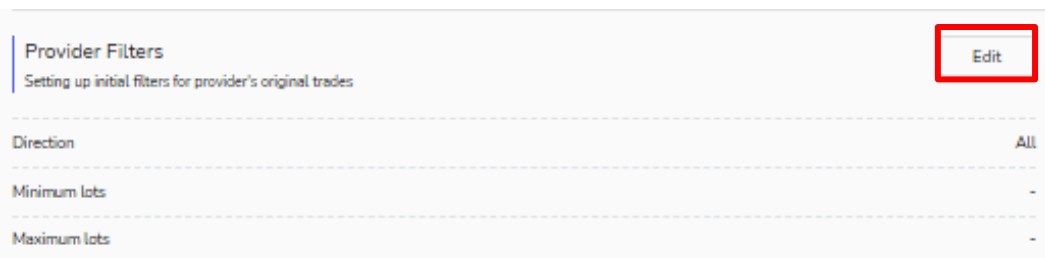
Please review and adjust the following as needed:

- Basic Settings
- Copy Strategy
- Maximum Copy Lot Size
- Risk Management

This settings page can also be accessed anytime from “My Portfolio.”

You can customize these options for each provider based on their individual copy conditions.

Basic Settings



Settings for copying only specific trades from a provider

• **Buy/Sell direction:** Only trades executed in the specified direction (buy or sell) will be copied.

• **Minimum Lot Size:** Trades with a lot size **smaller than** the specified value will **not** be copied.

• **Maximum Lot Size:**
Trades with a lot size **greater than** the specified value will **not** be copied.

Copy Strategy



Configure the trading **volume** and **direction** to be copied from the selected provider.

Volume Scaling Options

Choose how trade sizes are calculated in your account relative to the provider's:

• Autoscale:

Automatically adjusts the trade size by multiplying the ratio between your account and the provider's account by a **risk multiplier**.

※ You can select the **comparison value** as either **Balance** or **Available Margin**.

Calculation Formula:

Number of lots to be copied =

Provider's lot size x (Follower comparison value ÷ Provider comparison value) x Risk multiplier

<Example of Settings>

Comparison Value: Balance Risk Multiplier: 1

Follower's Balance: 1,000 USD Provider's Balance: 10,000 USD

<When the Provider Buys 1 Lot>

$$1 \times (1,000 \div 10,000) \times 1 = 0.1$$

→ The follower buys 0.1 lot

<When the Provider Buys 0.5 Lots>

$$0.5 \times (1,000 \div 10,000) \times 1 = 0.05$$

→ The follower buys 0.05 lot

• Multiply:

Trades are copied using the provider's lot size multiplied by a specified **lot multiplier**.

※ This method is **not affected** by the balance or equity of either the provider or the follower.

Calculation Formula:

Number of lots copied = Number of lots of the provider × Lot multiplier

<Example of Settings>

Lot Multiplier: 3

<When the Provider Buys 1 Lot>

$$1 \times 3 = 3$$

→ The follower buys 3 lots

<When the Provider Buys 5 Lots>

$$5 \times 3 = 15$$

→ The follower buys 15 lots

• Fixed :

Trades are always executed at a **fixed lot size** set by the follower.

Regardless of the provider's trade size, all copied trades will use the follower's predefined lot size.

※ This method is **not affected** by the balance or equity of either the provider or the follower.

**<Example of Settings>
Number of Lots to Copy : 2**

<When the Provider Buys 1 Lot> • <When the Provider Buys 5 Lots>

In both cases, the follower buys 2 lots

• Lots Proportion:

The follower's **comparison value** is divided by a **prescribed step unit** (fixed interval), and the result is multiplied by the **number of lots per step** to determine the trade size.

※ You can select the **comparison value** from **Balance** or **Available Margin**.

※ This method is similar to the **Fixed** setting, as it does not rely on the provider's account size or trade volume. It allows the follower to manage risk independently.

Calculation Formula:

Number of lots to be copied =

(Comparison value ÷ specified step unit) × Number of lots per step

* ※ This calculation uses the **"To Zero"** method, meaning decimals are **rounded down** toward zero.

In other words, the number of full step units within the comparison value is calculated and then multiplied by the number of lots per step. The resulting value determines the number of lots copied.

<Example of Settings>

Comparison Value: Balance Lot Size per Step: 0.01

Step Unit: 1,000 Follower's Balance: 223,000 USD

<When the Provider Buys 1 Lot> • <When the Provider Buys 5 Lots>

(223,000 ÷ 1,000) × 0.01 → In both cases, the follower buys 2.23

Maximum Copy Lot Number

Correction

Final processing of copies' parameters

Edit

Excess volume processing

Skip from 10 lot(s)

Defines the **maximum number of lots** that can be copied to follower accounts per trade. This limit helps manage risk by preventing trades that exceed the specified lot size, regardless of the provider's trade volume or the selected copy strategy.

Risk Management

Risk management
Setting up the subscription's acceptable risks

Create

Parameter
Actions

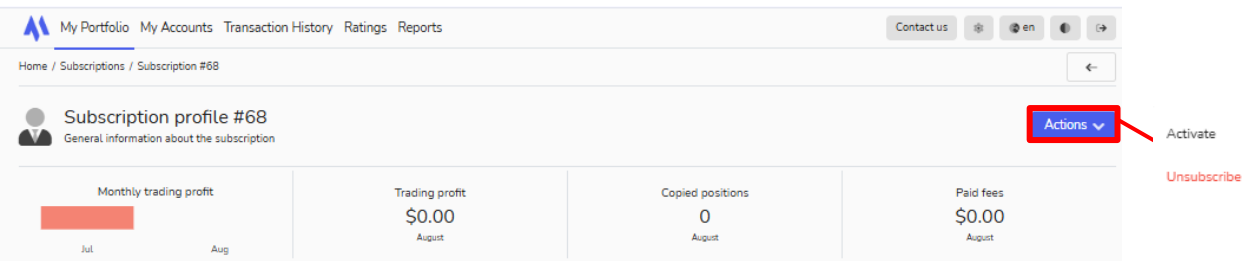
Multiple settings can be applied.

This section allows you to configure **Stop Loss (loss cut)** and **Take Profit (profit lock)** rules that apply to all trades under the copy registration.

Available Settings

- **Parameter:**
Choose the metric to monitor for automated actions. You can select from:
 - Total Profit
 - Total Loss
 - Floating Loss
- **Threshold:**
Set the numerical value at which the selected parameter will trigger an action.
- **Subscription Action:**
Defines how the copy registration should behave when the threshold is reached.
Options:
 - Keep - Continue copying trades (※ only available if Trading Action is set to “Keep All”).
 - Suspend - Temporarily stop copying trades.
 - Unsubscribe - Fully disconnect from the provider.
※ You will receive an email notification when the threshold is reached.
- **Trading Action:**
Determines how active trades are managed when the threshold is met:
 - Keep All: Continue all open trades.
 - Close All: Immediately close all open trades.
 - Close Unprofitable: Gradually close losing trades, starting with the largest loss, until the floating loss drops below the set threshold.
※ Only available when “Floating Loss” is selected as the parameter.
 - Close All Unprofitable: Close all trades currently in a loss.

Enabling Copy Registration



Monthly trading profit	Trading profit	Copied positions	Paid fees
Jul	\$0.00	0	\$0.00
Aug	August	August	August

Once the copy settings are complete, click the “Actions” button in the top right corner of the screen and select “Activate.”

※ **Activation** means the provider’ s transactions will begin to be copied to your account.

※ You can choose whether to copy trades that are already open in the provider’ s account.

After activation, your account will start copying trades based on the configured settings.

3. Dashboard (PC)

Home Overview

Common Settings
• Email Address
• Settings

Language

Dark mode

Logout

Contact us

Configure New Copy Registration

New subscription

Aggregate Information of All

Monthly trading profit

Trading profit
-\$5.06767976

Copied positions
12

Paid fees
\$0.00

Followers metrics
Metrics of individual subscriptions

Strategy Details (Fees, Positions, Profit)

Provider	Trading profit	Copied positions	Paid fees	Registered ↓
Provider Test #68	\$0.00	0	\$0.00	7/18/25, 8:45:18 AM
MYFX見本 #67	¥0	0	¥0	7/16/25, 1:42:05 PM
Winner the pooh #59	-¥763	12	¥0	7/10/25, 8:21:26 AM
USDでまじプロバイダ #57	¥0	0	¥0	7/10/25, 5:49:06 AM

Detailed Information on Each Copy Registration (See Page 10)

My Portfolio

My Portfolio

Aggregate Information of All Trades (Registration Status & Profit)

SUBSCRIPTIONS' ACTIVITY		PROFIT	PERFORMANCE FEE	PROFITABLE SUBSCRIPTIONS
Active	3	This month -\$5.16	This month \$0.00	Subscription #67 \$11.32
Inactive	1	Previous month -\$16.85	Previous month \$3.28	Subscription #68 -\$5.30

Filters

List of Strategies

Refresh Create

Provider	Activity	Trading account	Performance fee	Registered ↓
Provider Test #68	Active	4085 Manami F test2	10% Daily	7/18/25, 8:45:18 AM
MYFX見本 #67	Active	4082 Manami F test	20% Daily	7/16/25, 1:42:05 PM
Winner the pooh #59	Active	4082 Manami F test	10% Daily	7/10/25, 8:21:26 AM
USDでまじプロバイダ #57	Active	4082 Manami F test	40% Daily	7/10/25, 5:49:06 AM

Items per page: 25 1 - 4 of 4

Detailed Information on Each Copy Registration (See Page 10)

My Account

My Portfolio My Accounts Transaction History Ratings Reports

Home / Accounts

Accounts
List of accounts

Registered Accounts

Filters Refresh Create

Title ↓	Type	Trading account	Balance	Equity	Connected
Manami Ftest2 #69 Active	Additional	4085	\$487.92	\$487.92	7/1/25, 8:36:49 AM
Manami Ftest #55 Active	Main	4082	¥50,434	¥48,591	6/24/25, 9:11:48 AM

Items per page: 25 1 - 2 of 2

※Type: The first account is the main account, and the second and subsequent accounts are additional accounts.

Account Details

Trading Account Info
Information about the added Trading Platform account

Client ID 55

State Active

Connected 6/24/25, 9:11:48 AM

Trading Platform login 4082

Trading Platform name Manami F test

Trading group's type Hedged

Availability in Trading Platform Available

Trading type Regular

Currency JPY

Balance ¥50,434

Credit ¥0

Equity ¥48,591

Floating profit -¥1,843

Archive Cancel

New account
Binding a trading account to the client

Trading account *

Trading account ID in Trading Platform

Password *

Account's password

Cancel Create

New subscription
Creating a new subscription

Trading account *

Provider *

Provider Test

Offer Test 1

I accept the Terms of Service

I have read offer details and accept that the registration fee will be irreversibly deducted

Cancel Create

Details
Information about the chosen provider and subscription conditions

PROVIDER

Nickname Provider Test

Visibility Public

OFFER

Title Offer Test 1

Performance fee 10% (Every time)

Registration fee ¥200

Maximum balance ¥3,000

Summary in Common information is displayed here

Note in Common information is displayed here

How to Register an Additional Account

You can register up to 5 accounts under a single portal.

1. From “Follower Registration” section in the MYFX Markets Client Office, apply to open a Copy Trade account.
(For details on follower registration, refer to page 4.)

2. Once you receive the “Copy Trade Account Opening Completion Notice”, log in to the Copy Trade Portal using the first (main) account credentials.

3. On the My Account page (as shown above), click Create.

4. Enter the new account number and password, then click “Create”.
The account will be added to your list as an additional account.

To copy a new strategy using this account, go to the Ranking page and complete the copy registration and settings using your new trading account number.
(Refer to pages 6-12 for detailed instructions.) (Refer to pages 6-12 for details.)

Transaction History

My Portfolio My Accounts Transaction History Ratings Reports

Home / Transaction History

Transaction History
List of fee payments

Fee & Commission History

Filters Refresh

Transaction	Account	Trading Platform order	Amount	Sender	Recipient	Processed
Registration fee #155 Processed	4085	14426165	¥500 Balance	Subscription #74	FXXXXXXX12345	7/28/25, 1:50:11 PM
Performance fee #153 Processed	4082	14425019	¥97 Balance	Subscription #67	MYFX見本	7/26/25, 12:05:52 AM
Performance fee #148 Processed	4082	14423486	¥238 Balance	Subscription #67	MYFX見本	7/25/25, 12:05:43 AM
Registration fee #135 Processed	4085	14414672	¥50 Balance	Subscription #68	Provider Test	7/18/25, 8:45:18 AM
Registration fee #131 Processed	4082	14410930	¥100 Balance	Subscription #67	MYFX見本	7/16/25, 1:42:05 PM
Performance fee #117 Processed	4082	14401278	¥31 Balance	Subscription #47	Winner the pooh	7/9/25, 12:06:25 AM
Performance fee #115 Processed	4085	14400045	\$0.06 Balance	Subscription #48	FX勝男555	7/8/25, 10:36:25 AM
Registration fee #112 Processed	4085	14400030	¥500 Balance	Subscription #48	FX勝男555	7/8/25, 10:27:57 AM

Ranking

Transaction Details

My Portfolio My Accounts Transaction History Ratings Reports

Home / Ratings

Ratings
List of providers

Top Watchlist

Filters

Add to Watchlist

Select Display Options
Order By Rating Sorting direction Ascending Refresh

You can view a list of providers added to your watchlist.

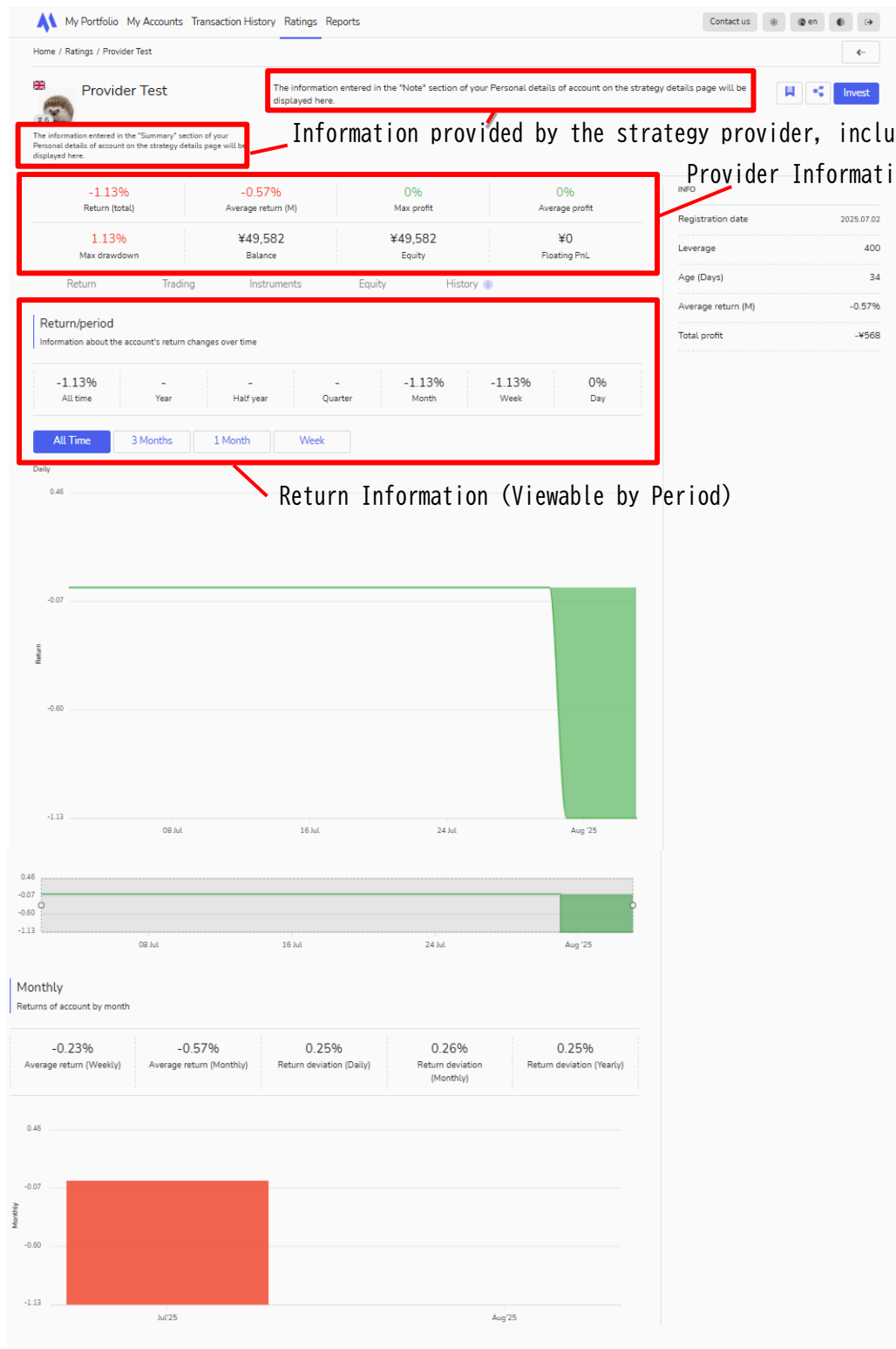
Search Providers
Find...

Provider	Total profit	Return (total)	Average profit	Age (Days)	Max profit (D)	Balance	Leverage	Equity	Follower
EXL EG	¥276,215	27.63%	0.14%	4	5.27%	¥1,000,000	500	¥1,000,000	1
MYFX見本	¥848	2.82%	0.7%	20	1.24%	¥28,424	100	¥28,424	5
テストテスト	¥0	0%	0%	4	0%	¥30,000	400	¥30,000	0
EA3EA1	¥0	0%	0%	4	0%	¥50,275	400	¥50,275	1
MYFX見本★	-\$267.69	-1.35%	0.16%	17	1.25%	\$19,744.57	100	\$19,744.57	2

Provider Details

Provider Rankings Visible to All Users

Provider Details








Information provided by the strategy provider, including strategy details and Provider Information (Return & Profit)

Return Information (Viewable by Period)


Report

※ You can view **payment fees** and **copied positions** here.


[My Portfolio](#)
[My Accounts](#)
[Transaction History](#)
[Ratings](#)
[Reports](#)

[Contact us](#)





Home / Reports / Paid


Reports
 Different kinds of reports

FEES

Paid

TRADING

Copying







Paid fees
 The list of fee payments withdrawn from your subscriptions during the specified period


Last month





07/01/2025 – 07/31/2025

Set filter


Refresh

Name	Fees	Amount
 Subscription #45	Performance fee: \$10.83 Management fee: \$0.00 Registration fee: \$3.41	\$14.24
 Subscription #48	Performance fee: \$0.06 Management fee: \$0.00 Registration fee: \$3.42	\$3.48
 Subscription #74	Performance fee: \$0.00 Management fee: \$0.00 Registration fee: \$3.37	\$3.37
 Subscription #67	Performance fee: \$2.28 Management fee: \$0.00 Registration fee: \$0.68	\$2.97
 Subscription #68	Performance fee: \$0.00 Management fee: \$0.00 Registration fee: \$0.34	\$0.34
 Subscription #47	Performance fee: \$0.21 Management fee: \$0.00 Registration fee: \$0.00	\$0.21


[My Portfolio](#)
[My Accounts](#)
[Transaction History](#)
[Ratings](#)
[Reports](#)

[Contact us](#)





Home / Reports / Copying


Reports
 Different kinds of reports

FEES

Paid

TRADING



Copying

Copied Positions Report
 Report on positions copied by followers

Last 7 days

07/29/2025 – 08/04/2025

Refresh

Name	Count
 Subscription #59	12
 Subscription #68	4