

USER MANUAL

PROVIDER



Trade The World's Financial Markets

table of contents

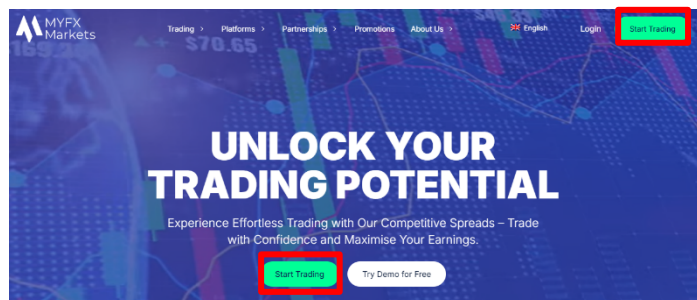
1. Provider Registration Step.....	2
Apply for provider registration.....	2
2. Setting Up the Copy Trading Portal	5
Strategy Added	6
Strategy Advanced Settings.....	6
Basic settings and creation of copy conditions.....	9
Agent Settings	11
Offer's Join Links settings.....	12
3. Calculation Method.....	13
Calculation example when setting up an agent/referral link.....	13
Success fee calculation example.....	14
4. Dashboard (PC)	15
Home Overview.....	15
Provider.....	15
Strategy details page	16
My Account	18
Transaction History	19
Ranking.....	19
Report.....	21
5. FAQ.....	22

1. Provider Registration Step

Apply for Provider Registration

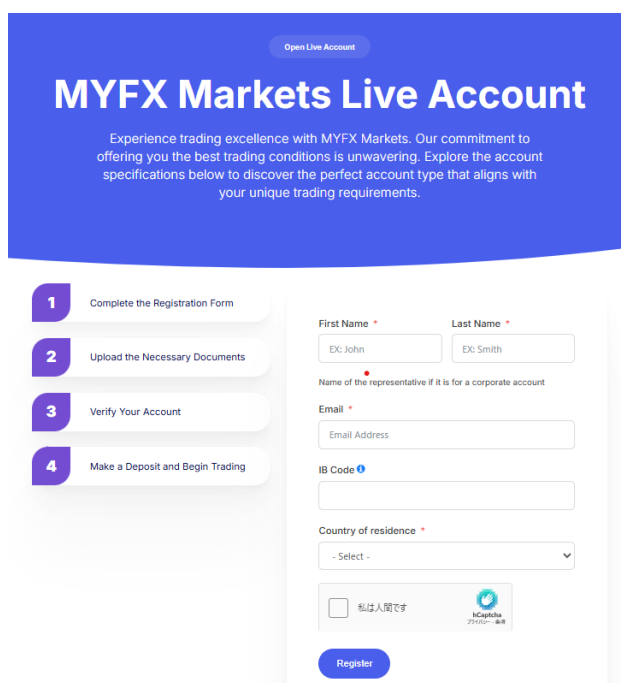
※If you already have an account with MYFX Markets, please proceed to page 3.

For customers who do not have an account with MYFX Markets



A. Go to the MYFX Markets website and click **“Open a New Account.”**

B. Click **“Start Trading”** located at the top right or center of the scr



C. Enter the required information

① First Name/ Last Name

② Email Address

③ IB Code

※ Only enter if you have a referral code.

④ Country of Residence

⑤ Check the box for **“I am not a robot.”**

Click the **“Register”** button to proceed.

D. An email will be sent to your registered email address. Click the “Verify” link included in the email.

E. After being redirected, enter the required information and click the “Next” button.

F. Set up three security questions, then click “Next “ button to continue.

G. Enter your account settings and then click the “Next” button.

※You will be redirected to our **Client Office** page.

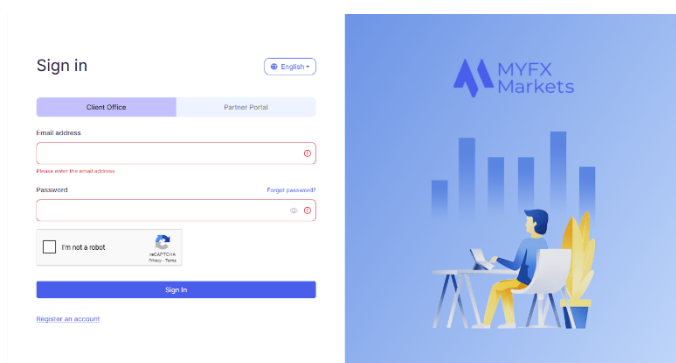
H. Upload the two required documents under the **Document Upload** tab.

※MYFX Markets will review and verify your identification documents and assess your application.

If any additional information is needed, you will be contacted via email.

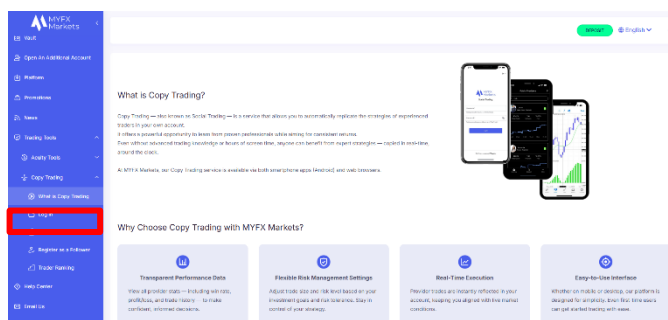
I. Once you receive an email confirming your account has been successfully opened, the registration process is complete

Apply for Provider Registration

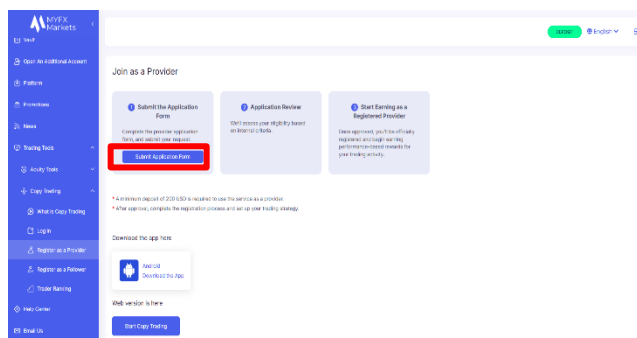


A. Log in to the Client Office (our client portal)

<https://clientoffice.myfxmarkets.com/#/>



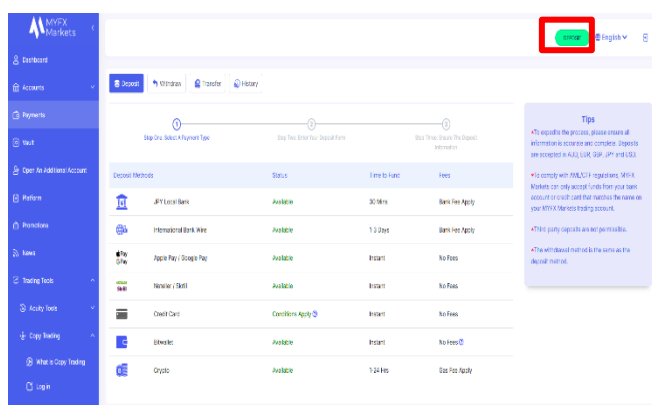
B. Select “Copy Trade” from the menu, then click “Provider Registration.”



C. Click **"Submit Application Form"**
Fill out the required details in the application form:

*MYFX Markets will review your application and trading details. If any additional information is required, you will be contacted via email.

D. Once you receive the **"Copy Trading Account Opening Completion Notice"** email – containing your MT4 login credentials –your provider account setup is complete.



E. Click the **"DEPOSIT"** button to fund your account.

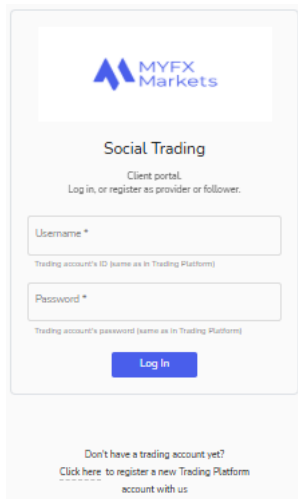
*The minimum deposit amount for providers is **USD 200** (or equivalent).

If your account balance is below this amount, you will not be able to complete registration.

Please ensure you deposit at least **USD 200** into your copy trading account via the **Client Office** before proceeding

2. Setting Up the Copy Trading Portal

Add strategies to the Copy Trading Portal



Social Trading
Client portal.
Log in, or register as provider or follower.

Username *
Trading account's ID (same as in Trading Platform)

Password *
Trading account's password (same as in Trading Platform)

Log In

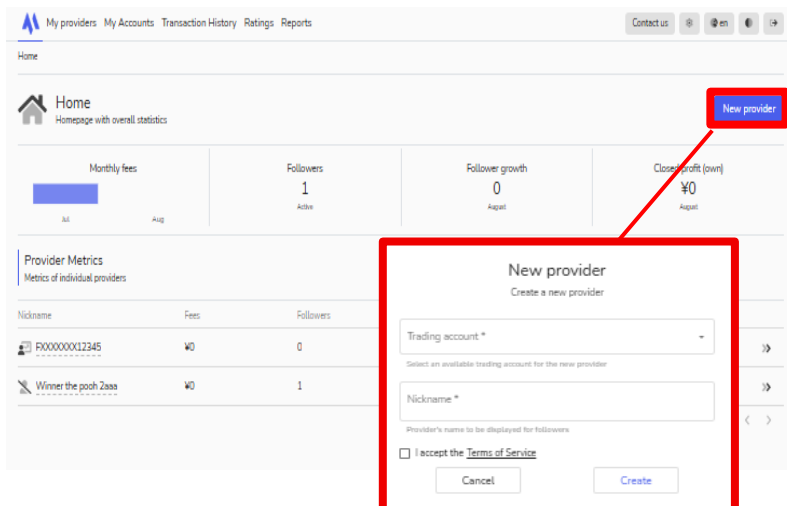
Don't have a trading account yet?
[Click here to register a new Trading Platform account with us](#)

Log in to the Copy Trading Portal using the link below:
Web <https://socialtrading.myfxmarkets.com/portal/>

* Use the **account number** and **password** provided in the “**Copy Trading Account Opening Completion Notice**” email to log in.

Strategy Added

※ Please note: You will **not** be able to complete registration unless your **copy trading account** has a minimum balance of **USD 200 (or equivalent)**.



My providers My Accounts Transaction History Ratings Reports

Home
Homepage with overall statistics

Monthly fees: Jul Aug
Followers: 1 Active
Follower growth: 0 August
Close profit (own): ¥0 August

New provider

Create a new provider

Trading account *
Select an available trading account for the new provider

Nickname *
Provider's name to be displayed for followers

☐ I accept the [Terms of Service](#)

Cancel **Create**

Nickname	Fees	Followers
FX00000012345	¥0	0
Winner the pooh Zaas	¥0	1

Click “New provider” in the top right corner of the home screen (overview)

①Select a trading account

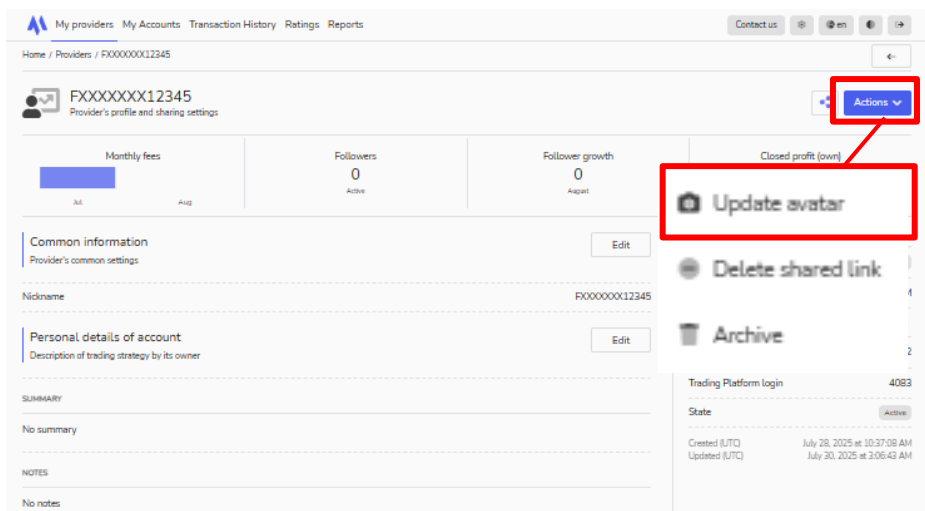
②Enter your nickname

*This nickname will be visible to your followers.

③Click “Create”

Strategy Advanced Settings

Avatar (icon image) Settings

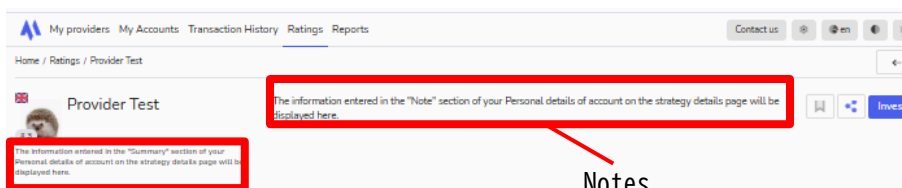


Click the “Action” button in the top-right corner of the screen, then select “Update Avatar” to upload your image.

Profile Settings

※In the **Summary** and **Notes** sections displayed on the **Ranking** page, you can include a description of your strategy, personal background, promotional messages, and links to your social media profiles or website.

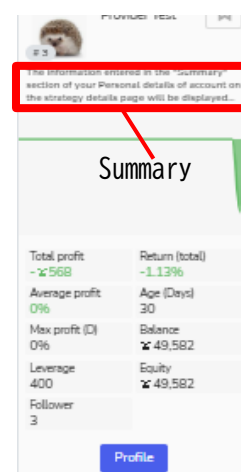
Ranking Page



Summary

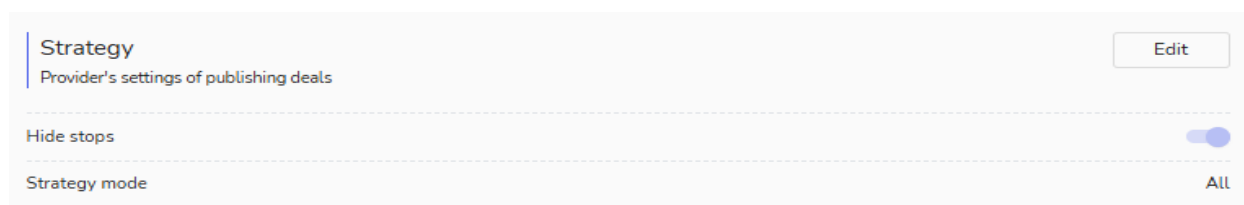
Click the “Edit” button in the **Profile** section to add or update your information.

Ranking Page



Transaction Display Settings

Strategy Display and Copy Range Settings



Hide T/P and S/L (Stop Levels)

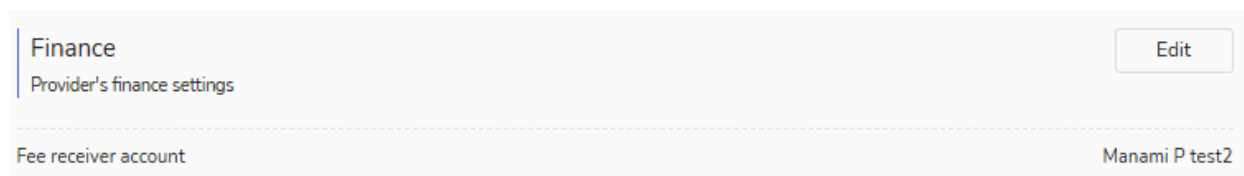
Control whether Take Profit (T/P) and Stop Loss (S/L) levels are visible to your followers in MT4:

- Hide: T/P and S/L settings will not be displayed on the follower's MT4.
- Share: T/P and S/L settings will be displayed on the follower's MT4.

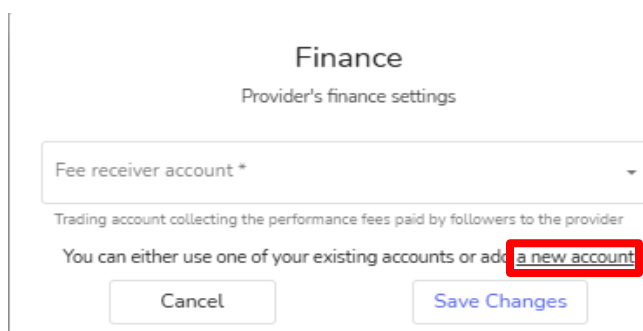
Copy Range (*Positions copied to follower accounts*)

- All: Both entry and exit (settlement) trades are copied.
 - Out Only: Only exit trades from existing positions are copied. New entries will not be copied.
- ※ This is useful when you want to run test positions that should not be reflected in follower accounts

Setting Up a Success Fee Receiving Account



Select the account number where you want to receive commissions. ※If you already have an MT4 account for receiving commissions, click “A New Account” and enter your account number and password.



Basic Settings and Creation of Copy Conditions

Offers Sets of subscription conditions			
		Scope Active	Refresh Create
Title ↓	Visibility	Subscriptions	Join links
XXXXXX #40 Active	Public	Count: 0	Count: 0 >>

Title

Set a unique title for each copy condition you create.

Visibility

Public:

The copy condition will appear in the **list of available strategies and Rankings**.

Anyone can register to copy **Private:**

The condition will **not** appear in public lists.

Followers can register to copy **only via a dedicated referral link**.

Performance Fee

A percentage of the follower' s **net profit** (calculated using the high-water mark method).

- Can be set between **0% and 40%**.
- ※ For the calculation method, refer to **page 15**.

Payout Interval

Defines how often success fees are collected from followers.

Timing is based on MT4 server time.

- **Every Two Weeks:** Collected at **midnight on Sunday**
- **Monthly:** Collected at **12:00 AM on the 1st** of every month

Registration Fee

A **one-time fee** paid by followers when they register to copy the provider.

- Can be set between **USD 0 and USD 5** (or equivalent).

New Offer
Create a new offer

Title *
The offer's title

Visibility *
Offer's visibility for clients.
Public offers are shown in the list of available offers for followers while they register a subscription.
Private offers are hidden from this list and available only via join links.

Performance fee * %
The specified percent of the followers' profit is paid to the provider by the end of the selected interval.

Registration fee ¥
The specified amount of money in the provider's currency is paid once by each follower upon their registration.

Cancel Create

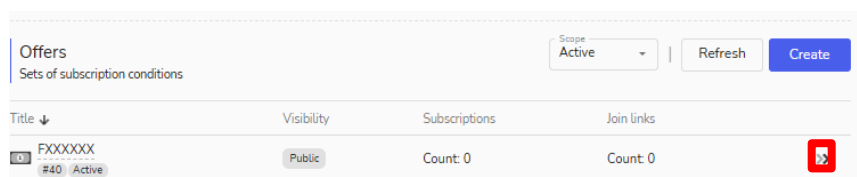
About Copy Conditions

You can set multiple copy conditions for a single strategy.

Example:(For details about agents, see page 12.)

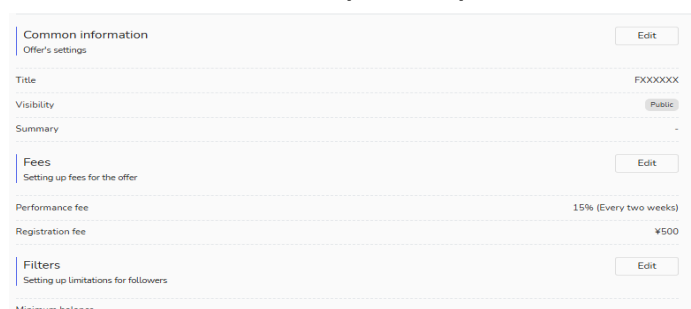
- Copy Condition A: Performance fee 20%/ Minimum deposit: \$200/ Registration fee: \$3.55/ No agent
- Copy Condition B: Performance fee 10%/ Minimum deposit: \$330/ Registration fee: \$0/ With agent
- Copy Condition C: Performance fee 30%/No minimum deposit/ Registration fee: \$0.70/ With agent

Detailed Settings for Copy Conditions



Click the right arrow next to the copy condition you want to view or select.

Common Information, Fees, and Filters.



Common Information

This section outlines the shared information displayed across all copy conditions, applicable fees, and available filtering options for followers.

Fees

Set various fees for each copy condition to define how followers are charged.

- **Success Fee:**
A percentage of the follower' s **net profits**, calculated using the **high-water mark** method.
 - Can be set between **0% and 40%**
- **Payout Period:**
The cycle in which followers pay performance fees.
 - Options: **Daily**, **Biweekly**, or **Monthly**
- **Registration Fee:**
A **one-time fee** paid by followers when they copy and register a provider.
 - Can be set between **USD 0 and USD 5** (or equivalent)

Follow Conditions (Filter Settings)

Set a Minimum Deposit Amount

Define the **minimum balance** a follower must have in their account to participate in this strategy.

※ The conditions you set here will be displayed on the follower registration screen, as shown below.

New subscription

Creating a new subscription

Trading account *
One of the added trading accounts

Provider *
Provider Test
A provider to copy trades from

Offer *
Offer Test 1
Select an offer of the provider

☐ I have read offer details and accept that the registration fee will be immediately deducted

Cancel
Create

Details

Information about the chosen provider and subscription conditions

PROVIDER	
Nickname	Provider Test
Visibility	Public
OFFER	
Title	Offer Test 1
Performance fee	15% (Every two weeks)
Registration fee	¥100
Minimum balance	¥3,000
Summary in Common Information is displayed here.	
Note in Common Information is displayed here.	

Agent Settings

Public Agents
Setting up public agents fee
Edit

Public agent fee

Additional Agents
Setting up additional agents
Add

Agent
Share

Each copy condition can have its own agent assigned individually.

About Agents

There are two types of agents:

←

Public Agent:

A percentage of the total performance fees from followers who registered through the agent' s dedicated referral link will be paid to the agent.

Only performance fees from followers they referred will be rewarded.

←

Additional Agent:

Accounts designated as Additional Agents will receive a percentage of the total performance fees from all followers under the corresponding copy condition, regardless of whether they were directly referred or not.

How to Add an Agent

To add an agent, enter the agent' s copy trading account number—agents must have a dedicated copy trading account.

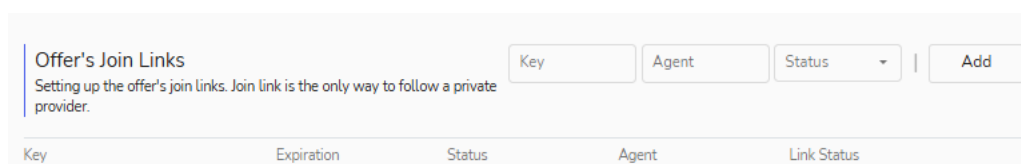
If the agent does not have an account with MYFX Markets

To add an agent, instruct them to open a “Copy Trading (Follower Only)” account via “Open New Account,” and enter “Requesting Agent Account” in the Comments section during Step 3 (H. Enter Account Settings). Once the account has been opened, please inform the agent of the account number.

If the agent has an account with us

Method 1: Instruct the user to apply for account opening via “Follower Registration” under the “Copy Trading” menu in the Client Office.
In the comments section of the application, have them enter “Requesting Agent Account.” Once the account is opened, please provide the agent with the new account number
Method 2: Contact our customer support team and provide the agent’s registered email address for assistance.

Offer’s Join Links Settings



Offer’s Join Links Settings for Copy Conditions

* This field is a required if you wish to keep your strategy and copy conditions private.

Key:

The unique code appended to the end of the Offer’s Join Link (URL).

Expiration date:

Set an optional expiration date for the referral link.

One-time use only:

If enabled, the Offer’s Join Link can be used only once. After a follower registers, the link automatically becomes invalid.

Agent:

Assign yourself as the affiliate (referral) agent for followers who register using this referral link.

You will receive a percentage (%) of the commissions collected from these followers, as set by the affiliate agent agreement.

3. Calculation Method

Calculation Example: Setting Up an Agent/Referral Link

<Reward Settings>

Copy setting performance fee: 10%

Affiliate Agent setting: 15% commission

Additional Agent setting: Agent account number 1111, commission rate 10%

<Registration Path and Profit Status>

Follower A: Registered via a referral link set by Agent (2222).

Profit earned in A' s account: USD 1,000

Follower B: Registered via a referral link set by Agent (3333).

Profit earned in B' s account: USD 500

Public Agents Setting up public agents fee		Edit
Public agent fee	15	
Additional Agents Setting up additional agents		Add
Agent	Share	
4088	10%	

Results Allocation to Follower A

- Follower A' s affiliate agent: 2222
- Success fee deducted from A' s account: USD 100
(Based on a 10% success fee on USD 1,000 profit)

Fee distribution:

- Affiliate Agent (2222): Receives USD 15 (15% of success fee)
- Additional Agent (1111): Receives USD 10 (10% of success fee)
- Provider: Receives USD 75

Results Allocation to Follower B

- Follower B' s affiliate agent: 3333
- Success fee deducted from B' s account: USD 50
(Based on a 10% success fee on USD 500 profit)

Fee distribution:

- Affiliate Agent (3333): Receives USD 7.50 (15% of success fee)
- Additional Agent (1111): Receives USD 5.00 (10% of success fee)
- Provider: Receives USD 37.50

Add Join Link

Add an offer's join link

Key *

A

A custom key appended to the Social Trading's URL by following which follower join the offer

Expiration

Expiration date of the join link

One-time *

Disabled

Determines if the link is disposable: once a subscription is registered using the link, it becomes expired

Agent

2222

Agent's Trading Platform login. Subscriptions registered by this join link will be assigned this agent.

Cancel Create

Add Join Link

Add an offer's join link

Key *

B

A custom key appended to the Social Trading's URL by following which follower join the offer

Expiration

Expiration date of the join link

One-time *

Disabled

Determines if the link is disposable: once a subscription is registered using the link, it becomes expired

Agent

3333

Agent's Trading Platform login. Subscriptions registered by this join link will be assigned this agent.

Cancel Create

Success Fee Calculation Example

The following example illustrates how success fees are calculated using the high-water mark method in copy trading.

Reward Settings

Success Fee: 20% / Charged Monthly / Effective from January 2025

※ The **High Water Mark** is the highest profit level previously reached in the follower's account and is used as the basis for calculating the success fee in copy trading.

This means that success fees are only charged on profits that exceed the follower's previous highest profit, ensuring you are only paid on net gains.

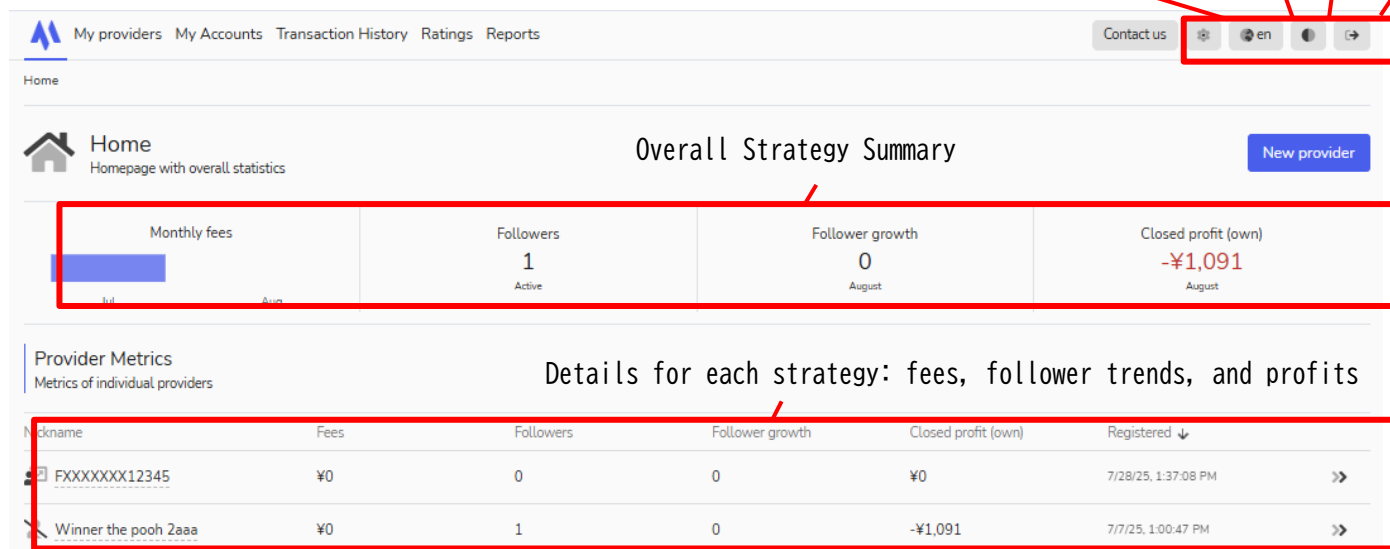
Month	Monthly profit and loss	cumulative profit	HWM (record high profit)	HWM excess	Success fee (20%)
Jan	+\$500	\$500	\$500	\$500	\$100
Feb	-\$800	-\$300	\$500 (maintained)	\$0	\$0
Mar	+\$600	\$300	\$500 (maintained)	\$0	\$0
Apr	+\$400	\$700	\$500 → \$700 (updated)	\$200	\$40
May	+\$100	\$800	\$700 → \$800 (updated)	\$100	\$20

4. Dashboard (PC)

Home Overview

Common Settings
• Email Address
• Settings

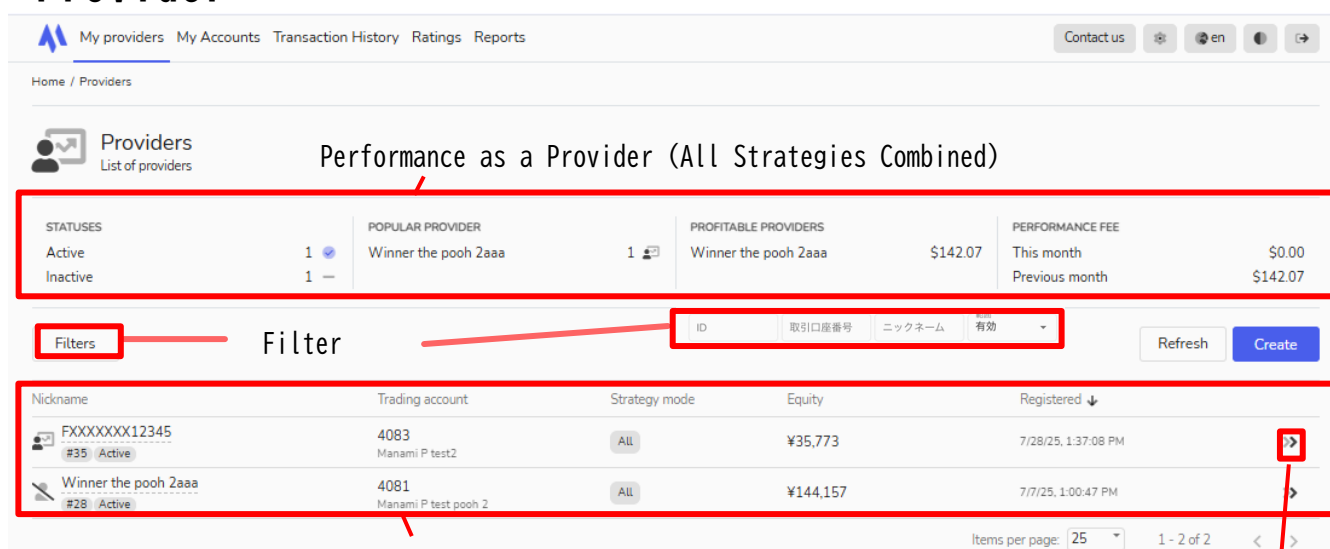
Dark mode
Language
Logout



The screenshot shows the 'Home Overview' dashboard. At the top, there's a navigation bar with links: 'My providers', 'My Accounts', 'Transaction History', 'Ratings', and 'Reports'. On the right, there are buttons for 'Contact us', a settings icon, a language dropdown (set to 'en'), a dark mode toggle, and a 'Logout' button. The main content area is titled 'Overall Strategy Summary' and includes a 'New provider' button. Below this, there's a summary card with four metrics: 'Monthly fees' (¥0), 'Followers' (1 Active), 'Follower growth' (0 August), and 'Closed profit (own)' (-¥1,091 August). A red box highlights this summary card. Below the summary card, there's a section titled 'Provider Metrics' with the subtitle 'Metrics of individual providers'. It contains a table with columns: 'Nickname', 'Fees', 'Followers', 'Follower growth', 'Closed profit (own)', and 'Registered'. The table has two rows: 'FXXXXXXX12345' and 'Winner the pooh Zaaa'. A red box highlights the entire table. A red arrow points from the text 'Details for each strategy: fees, follower trends, and profits' to the table.

Nickname	Fees	Followers	Follower growth	Closed profit (own)	Registered ↓
FXXXXXXX12345	¥0	0	0	¥0	7/28/25, 1:37:08 PM
Winner the pooh Zaaa	¥0	1	0	-¥1,091	7/7/25, 1:00:47 PM

Provider



The screenshot shows the 'Provider' dashboard. At the top, there's a navigation bar with links: 'My providers', 'My Accounts', 'Transaction History', 'Ratings', and 'Reports'. On the right, there are buttons for 'Contact us', a settings icon, a language dropdown (set to 'en'), a dark mode toggle, and a 'Logout' button. The main content area is titled 'Performance as a Provider (All Strategies Combined)'. Below this, there's a summary card with four metrics: 'STATUSES' (Active: 1, Inactive: 1), 'POPULAR PROVIDER' (Winner the pooh Zaaa, 1), 'PROFITABLE PROVIDERS' (Winner the pooh Zaaa, \$142.07), and 'PERFORMANCE FEE' (This month: \$0.00, Previous month: \$142.07). A red box highlights this summary card. Below the summary card, there's a 'Filter' section with a 'Filters' button and a 'Filter' dropdown. The dropdown is set to 'ID'. A red box highlights the 'Filter' section. Below the filter section, there's a table with columns: 'Nickname', 'Trading account', 'Strategy mode', 'Equity', and 'Registered'. The table has two rows: 'FXXXXXXX12345' and 'Winner the pooh Zaaa'. A red box highlights the entire table. A red arrow points from the text 'Information for Each Strategy (Account Number & Status)' to the table. On the right side of the table, there's a 'Refresh' button and a 'Create' button. A red box highlights the 'Refresh' and 'Create' buttons. A red arrow points from the text 'Detailed Page for Each Strategy' to the right side of the table.

Nickname	Trading account	Strategy mode	Equity	Registered ↓
FXXXXXXX12345	4083 Manami P test2	All	¥35,773	7/28/25, 1:37:08 PM
Winner the pooh Zaaa	4081 Manami P test pooh 2	All	¥144,157	7/7/25, 1:00:47 PM

Information for Each Strategy (Account Number & Status)

Detailed Page for Each Strategy

Strategy details page * For detailed strategy settings , see pages 5 to 11

My providers My Accounts Transaction History Ratings Reports

Home / Providers / Winner the pooh 2aaa

Winner the pooh 2aaa
Provider's profile and sharing settings

Strategy Information (Follower Trends & Profit)

Monthly fees Followers 1 Active Follower growth 0 August Closed profit (own) -¥1,091 August

Common information
Provider's common settings Edit

Nickname Winner the pooh 2aaa

Personal details of account
Description of trading strategy by its owner Edit

SUMMARY
No summary

NOTES
No notes

Strategy
Provider's settings of publishing deals Edit

Hide stops

Strategy mode All

Finance
Provider's finance settings Edit

Fee receiver account Pooh 2 PF Account

Offers
Sets of subscription conditions Active Refresh Create

Title	Visibility	Subscriptions	Join links
Pooh 2aaa #226 Active	Public	Count: 1	Count: 0
Pooh 2 #223 Active	Private	Count: 0	Count: 1

1 - 2 of 2 < >

Avatar Update
Remove Shared Link
Archive (Delete)

When you archive a strategy:

- The settings for that strategy will be deleted, and it will no longer appear in rankings.
- New followers will no longer be able to copy this strategy.
- Existing copied trades with followers will be terminated, and all copied positions will be closed.
- Registered followers will be automatically unsubscribed from the strategy.

Account Information

Create New Copy Conditions

Copy Condition Detail Page

Filters Refresh

Name	Status	Volume scaling	Offer	Trading account	Equity	Registered
Subscription #59 #59 Active	✓	Automate	Pooh 2aaa	4082	¥38,264	7/10/25, 8:23:28 AM

Items per page: 5 1 - 1 of 1 < >

Detailed Info on Strategy Followers, Trades, and Fees

Follower Detailed Information

Subscription profile #59
General information about the subscription

Subscription strategy
Follower's copying preferences

Volume scaling Automate

Offer
Conditions of copying for the follower

Title Pooh 2aaa

Performance fee 10% (Fixed)

Trading account
Follower's account on the trading platform

Trading Platform login 4082

Equity ¥48,038

Position

Subscriptions	Positions	Deals	Fees			
<div>Filters</div>				<div>Refresh</div>		
Position	Status	Symbol	Open time ↓	Volume	Profit	Close time
14433249 #510 Processed	Published	USDJPY	8/1/25, 8:23:21 AM	0.30 Buy	-¥450	8/1/25, 8:24:07 AM
14433245 #508 Processed	Published	USDJPY	8/1/25, 8:23:07 AM	0.30 Buy	-¥330	8/1/25, 8:23:17 AM

Transaction Details (Entry/Settlement Units)

Detailed Information on Each Position

Subscriptions	Positions	Deals	Fees			
<div>Filters</div>				<div>Refresh</div>		
Deal	Entry	Position	Symbol	Volume	Price	Time ↓
14433234/1 <div>#527 Processed</div>	Out	14433234	USDJPY	0.30 Buy	150.57	8/1/25, 8:24:13 AM
14433236/1 <div>#526 Processed</div>	Out	14433236	USDJPY	0.30 Buy	150.57	8/1/25, 8:24:12 AM
14433249/1 <div>#524 Processed</div>	Out	14433249	USDJPY	0.30 Sell	150.571	8/1/25, 8:24:07 AM

Detailed Information on Each Trade

Commission (Success Fee/Registration Fee)

Subscriptions	Positions	Deals	Fees		
Filters			Refresh		
Fee ↓	Trading Platform order	Amount	Sender	Processed	
<div>Performance fee</div> <div>#125 Processed</div>	-	<div>¥20,754</div> <div>Balance</div>	<div>Subscription #49</div> <div>4092</div>	7/10/25, 8:26:25 AM	
<div>Performance fee</div> <div>#119 Processed</div>	-	<div>¥28</div> <div>Balance</div>	<div>Subscription #47</div> <div>4082</div>	7/9/25, 12:06:25 AM	

Detailed Information on Fees

My Account

My providers My Accounts Transaction History Ratings Reports

Home / Accounts

Accounts
List of accounts

List of Accounts Registered in the Portal

Filters Refresh Create

Title ↓	Type	Trading account	Balance	Equity	Connected
Pooh 2 PF Account #80 Active	Additional	4094	\$0.00	\$0.00	7/14/25, 11:11:56 AM
Manami P test2 #56 Active	Additional	4083	¥50,500	¥35,569	6/24/25, 9:14:10 AM
Manami P test pooh 2 #54 Active	Main	4081	¥144,157	¥144,157	6/24/25, 8:52:13 AM

Items per page: 25 1 - 3 of 3

Details for each account are provided.

Type: The first account is the main account, and subsequent accounts are additional accounts.

Trading Account Info
Information about the added Trading Platform account

Client ID 80

State Active

Connected 7/14/25, 11:11:56 AM

Trading Platform login 4094

Trading Platform name Pooh 2 PF Account

Trading group's type Hedged

Availability in Trading Platform Available

Trading type Regular

Currency USD

Balance \$0.00

Credit \$0.00

Equity \$0.00

Floating profit \$0.00

Archive Cancel

How to Register Additional Accounts

You can register up to five accounts on a single portal.

When adding a performance fee-only account or launching a new strategy, please register the account first before proceeding.

1. Apply for a new provider account via the MYFX Markets Client Office.
(For provider registration, refer to page 3.)

2. After receiving the "Copy Trade Account Opening Completion Notice," log in to the Copy Trade Portal using the primary (main) account credentials.

3. On the "My Account" page (see above), click "Create."
(In the app: on the "Accounts" page, click "New Account.")

4. Enter the newly created account number and password, then click "Create."

※ When launching a new strategy with this account, go to the Provider page, click "Create," and select the newly created account.

New account
Binding a trading account to the client

Trading account *

Trading account ID in Trading Platform

Password *

Account's password

Cancel Create

New provider
Create a new provider

Trading account *

Select an available trading account for the new provider

Nickname *

Provider's name to be displayed for followers

☐ I accept the Terms of Service

Cancel Create

Transaction History

My providers My Accounts **Transaction History** Ratings Reports

Home / Transaction History

Transaction History
List of fee payments

Filters Refresh

History of Success Fees and Commissions

Transaction ↓	Account	Trading Platform order	Amount	Sender	Recipient	Processed
Registration fee #156 Processed	4083	14426166	¥500 Balance	Subscription #74 4085	FXXXXXXX12345	7/28/25, 1:50:11 PM
Performance fee #125 Processed	-	-	¥141.88 Balance	Subscription #49 4092	Winner the pooh 2aaa	7/10/25, 8:26:25 AM
Performance fee #119 Processed	-	-	¥28 Balance	Subscription #47 4082	Winner the pooh 2aaa	7/9/25, 12:06:25 AM
Performance fee #116 Processed	-	-	¥0.06 Balance	Subscription #48	FX勝男555	7/8/25, 10:36:25 AM
Registration fee #114 Processed	-	-	¥500 Balance	Subscription #48	FX勝男555	7/8/25, 10:27:57 AM
Performance fee #112 Processed	4081	14398224	¥1,032 Balance	Subscription #45	Winner the pooh	7/7/25, 12:56:25 PM
Registration fee #109 Processed	4081	14392234	¥325 Balance	Subscription #45	Winner the pooh	7/2/25, 9:45:41 AM

Ranking

Detailed Information on Each Transaction

My providers My Accounts Transaction History **Ratings** Reports

Home / Ratings

Ratings
List of providers

Top Watchlist Add to Watchlist

You can view a list of providers added to your watchlist.

Provider Search Find...

Display Options Order By * Rating Sorting direction * Ascending Refresh

Rank	Provider	Total profit	Return (total)	Average profit	Age (Days)	Max profit (D)	Balance	Leverage	Equity	Follower
1	EXL EG	¥ 276,215	27.63%	0.14%	1	5.27%	¥ 1,000,000	500	¥ 1,000,000	0
2	MYFX 見本	¥ 848	2.82%	0.7%	17	1.24%	¥ 28,424	100	¥ 28,424	5
3	MYFX 見本★	¥267.69	-1.35%	0.16%	14	1.25%	\$19,744.57	100	\$19,744.57	2
4	Provider Test	¥ 568	-1.13%	0%	31	0%	¥ 49,582	400	¥ 49,582	3
5	FXXXXXXX1234 5	¥ 0	-29.75%	3.25%	39	10.44%	¥ 50,500	500	¥ 35,620	0

Provider Details

Provider Rankings Visible to All Users

Report

You can view detailed reports on earnings, fees, and trading activity.

My providers
My Accounts
Transaction History
Ratings
Reports

Contact us

en

Home / Reports / Providers

Reports
Different kinds of reports

EARNINGS

Providers

Offers

FEE

Received

TRADING

Publishing

Providers Report

Report on earnings of providers

Last 7 days

07/28/2025 – 08/03/2025

Refresh

Nickname	Amount
FX00000012345	\$3.39

Items per page: 25
1 - 1 of 1

My providers
My Accounts
Transaction History
Ratings
Reports

Contact us

en

Home / Reports / Received

Reports
Different kinds of reports

EARNINGS

Providers

Offers

FEE

Received

TRADING

Publishing

Received fees

The list of fee payments received by your providers during the specified period

Last 7 days

07/28/2025 – 08/03/2025

Set filter

Refresh

Name	Fees	Amount
Subscription #74	Performance fee: \$0.00 Management fee: \$0.00 Registration fee: \$3.37	\$3.37

Items per page: 25
1 - 1 of 1

My providers
My Accounts
Transaction History
Ratings
Reports

Contact us

en

Home / Reports / Publishing

Reports
Different kinds of reports

EARNINGS

Providers

Offers

FEE

Received

TRADING

Publishing

Published Positions Report

Report on positions published by providers

Last 7 days

07/28/2025 – 08/03/2025

Refresh

Nickname	Count
Winner the pooh Zasa	12

Items per page: 25
1 - 1 of 1

5. FAQs

Q: Are there any fees to become a provider?

A: There are no fees charged to the provider for using the copy trading feature.

Q: Does the provider have a minimum deposit amount?

A: A minimum deposit of USD 200 is required.

Q: Where can I set the minimum deposit amount for followers?

A: On the "Provider Account" page in the client portal, click on the relevant strategy and copy conditions and edit the "Follower Conditions." You can set the balance required for followers to participate.

Q: Can I change the copy conditions?

A: You can change various settings for copy conditions; however, once a copy condition has at least one follower, fee settings cannot be changed.

Q: How many copy conditions can I set?

A: You can set up to 20 copy conditions per strategy. Additionally, up to 1,000 accounts can be registered under a single copy condition.

Q: Where can I check the information of my registered followers?

A: On the "Provider Account" page in the client portal, select the relevant strategy and scroll to the bottom to view follower information. You can also check details such as trading and fees.

Q: What is the maximum percentage of the success fee?

A: The maximum success fee is 40%.

Q: Where will the success fee be paid?

A: You can choose to receive commissions through either a trading account or a dedicated commission-receiving account.

Q: What happens if a follower withdraws money before the performance fee is collected?

A: Any outstanding performance fees will be collected before withdrawals are processed

Q: Where can I add strategies?

A: You can add a strategy by clicking **"Add Strategy"** on the **Home** page in the Client Portal or by clicking **"Create"** on the **"Provider Account"** page.

Q: What is the maximum follower registration fee?

A: The maximum registration fee is ¥500 or USD5.

Q: Where can I set up the agent?

A: Agents can be set from each copy condition within the strategy. For details, please refer to page [○]. **Please double check the page Number**

Q: Can I use EA?

A: Yes, you can use EA on your trading account.

Q: Will the T/P and S/L settings be displayed to followers?

A: You can choose whether to display your Take Profit (T/P) and Stop Loss (S/L) settings to followers.

To adjust this, select the relevant strategy on the **"Provider Account"** page in the client portal and set it under **"Trading Display Settings."**